


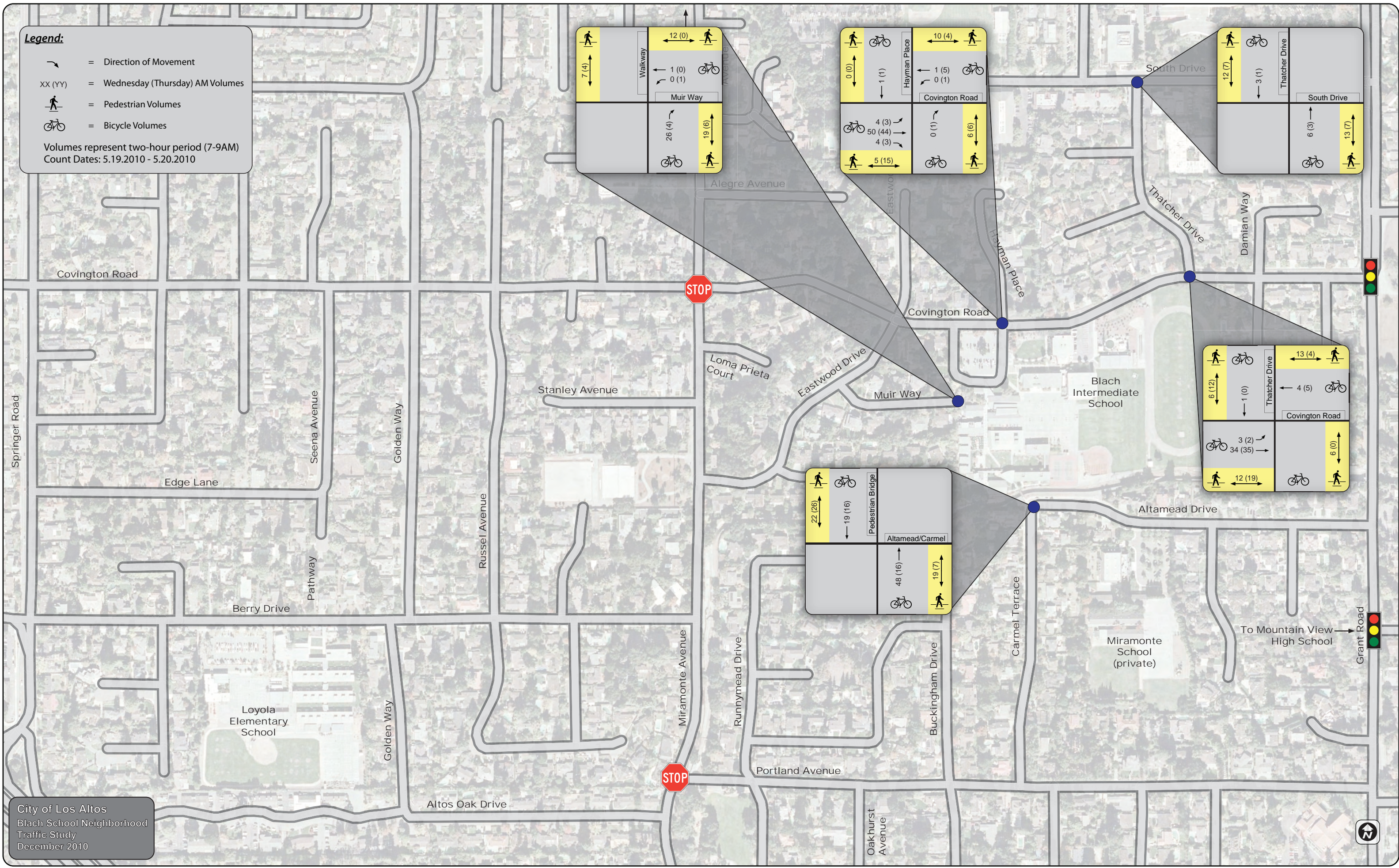





Legend:

-  = Direction of Movement
 - XX (YY) = Wednesday (Thursday) AM Volumes
 -  = Pedestrian Volumes
 -  = Bicycle Volumes
- Volumes represent two-hour period (7-9AM)
Count Dates: 5.19.2010 - 5.20.2010



City of Los Altos
Blach School Neighborhood
Traffic Study
December 2010

Legend:

-  XX = AM Peak Hour Pedestrian Volumes
-  XX = AM Peak Hour Bicycle Volumes
-  XX = AM Peak Hour Dropoff Volumes

Count Dates: 10.19.2010



City of Los Altos
Blach School Neighborhood
Traffic Study
December 2010